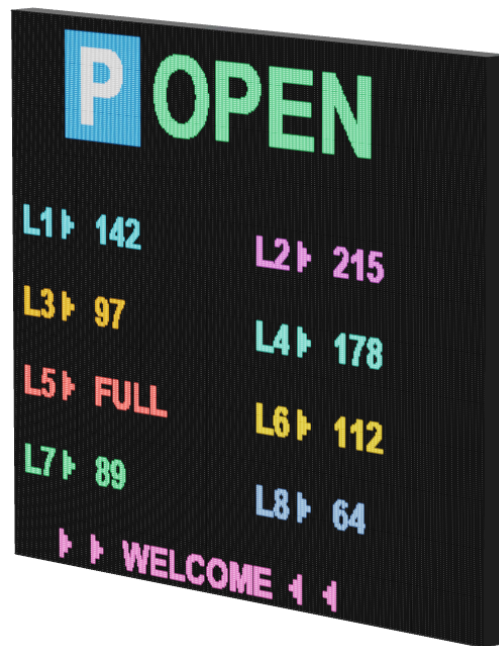
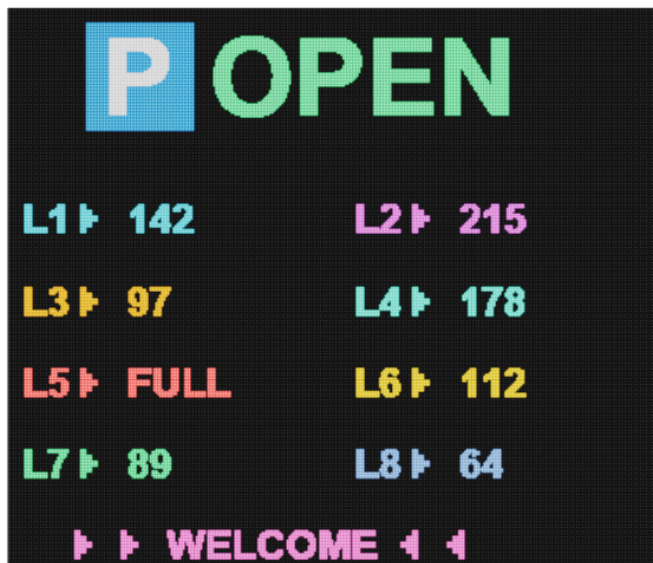


IPLD-288X336-RGB-6.67-ODX-FS

Outdoor & Indoor Full Color LED Display — 6.67MM Pitch



Virtual representation of sign. Actual product may vary slightly.

SPECIFICATIONS

MECHANICAL

| | |
|--------|--------------------|
| Length | 88.2" (2240 mm) |
| Height | 75.6" (1920 mm) |
| Depth | 4" (102 mm) |
| Weight | 252 lbs (114.3 kg) |

POWER

| | |
|---------------------|-----------------------|
| Input | 12–24 VDC at 50–60 Hz |
| Max Consumption | 3780W |
| Typical Consumption | 945W |

ELECTRICAL

| | |
|------------------|----------------------------------|
| Ethernet | RJ45 — 10/100 Mb Cat5 |
| USB | 2.0 Host — Type A |
| Audio | 3.5 mm Stereo Jack (3-conductor) |
| Enclosure | 2 × 3/4" Knockout Openings |
| Power Connection | Wago Lever Nuts |

DISPLAY

| | |
|--------------|------------------|
| LED Array | 288 × 336 |
| Total Pixels | 96,768 |
| Dot Pitch | 6.67 mm |
| Color | Full Color R/G/B |

INTERNAL

| | |
|-----------|----------------------------------|
| Processor | ARM A8 @ 1 GHz |
| Memory | 1 GB SDRAM |
| Storage | uSD Card — 2 GB min |
| Cooling | 2 × 60 mm thermal-activated fans |

ENVIRONMENTAL

| | |
|--------------------|------------------------------------|
| Operating Temp | –34 °C to 65 °C (–30 °F to 150 °F) |
| Humidity | Up to 90% non-condensing |
| Ethernet Isolation | 1500 VAC min (IEEE 802.3) |
| LED Rating | IP65 — PTFE gasketed |



DISPLAY FEATURES



Integrated 10/100 Ethernet

TCP/IP enabled out of the box with a **built-in web server**. Supports **DHCP** and **NTP** for effortless network integration.

Browser-Based Interface

Manage your display from **any web browser**—send messages, check status, configure thresholds and layouts. **No software to install**.

Dynamic Sign Layouts

Schedule any number of layouts with the built-in **Playlist manager**. Control display order, timing, and content for maximum impact.



Conditions & Program Logic

Tie **program logic** to sign variables. When data changes, **automatically activate or deactivate** messages, layouts, thresholds, and commands.



Server-Free Solution

No middleware or additional hardware needed. Web-based interfaces and XML or JSON data structures let you work directly with the sign.

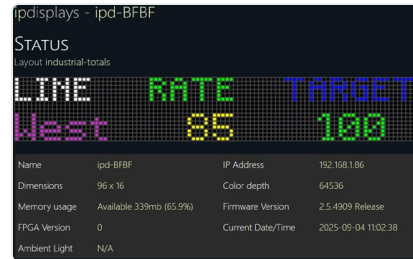
Direct PLC Interfaces

Connect to standard-based PLCs with native protocol support:



Remote Snapshot

View exactly what's on the display from anywhere. The sign generates a **live copy** of the current output and sends it directly to your browser.



Live Message Elements

Insert real-time data into any message. Combine static text, scrolling text, live data fields, clocks, and bitmap graphics in a single layout.

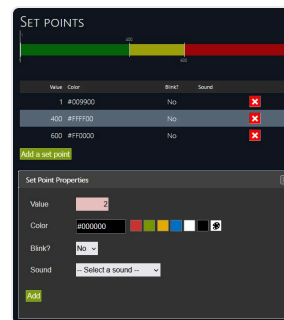


Fonts, Graphics & Effects

Choose from **44 built-in** text and graphic fonts. Add **entry and exit effects** to bring your messages to life.

Data Thresholds

Set thresholds on your data to **automatically change message color or state**, bringing immediate visual impact to critical events.



Simple Integration / Open Interface

Use standard XML or JSON to send data—**no proprietary protocols**. Works with Excel, SQL Server, Perl, VB, C#, and more.

