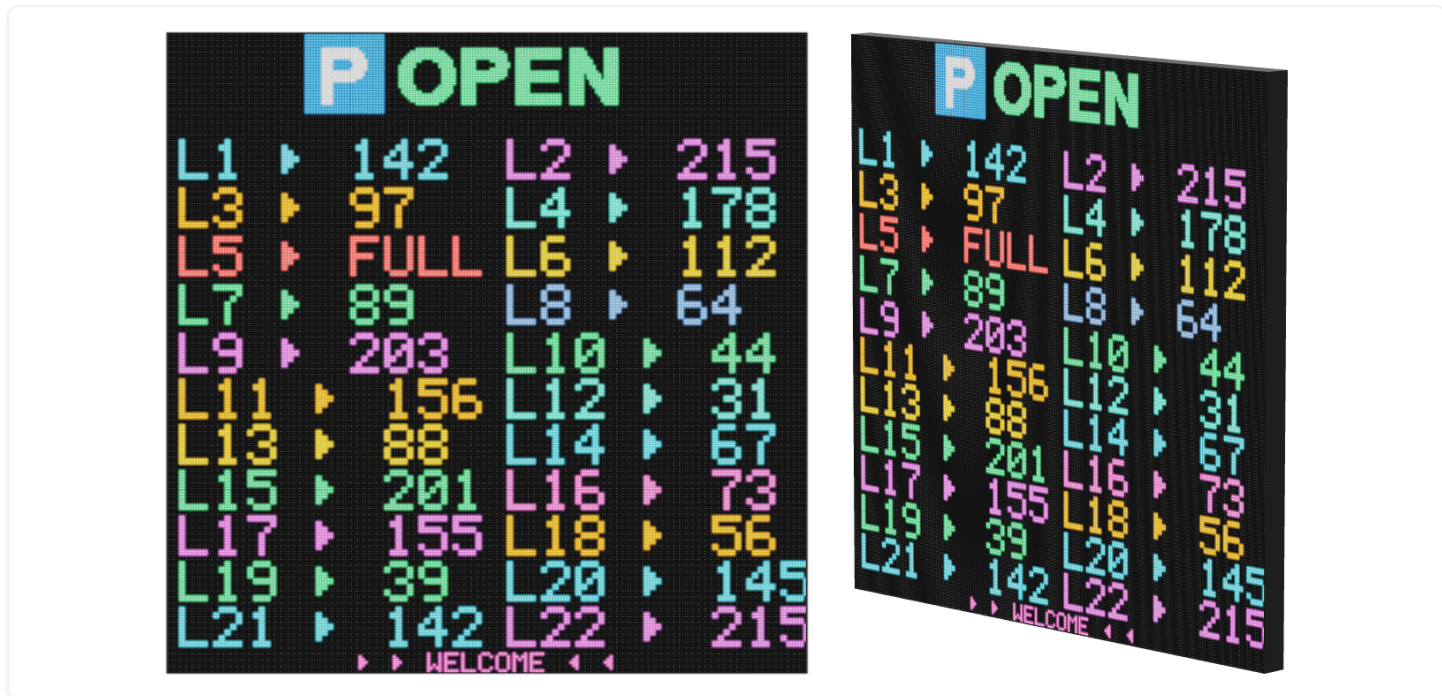


IPLIED-224x224-RGB-10-ODX-FS

Outdoor & Indoor Full Color LED Display — 10MM Pitch



Virtual representation of sign. Actual product may vary slightly.

SPECIFICATIONS

MECHANICAL

Length	88.2" (2240 mm)
Height	88.2" (2240 mm)
Depth	4" (102 mm)
Weight	303.8 lbs (137.8 kg)

POWER

Input	12–24 VDC at 50–60 Hz
Max Consumption	4500W
Typical Consumption	1125W

ELECTRICAL

Ethernet	RJ45 — 10/100 Mb Cat5
USB	2.0 Host — Type A
Audio	3.5 mm Stereo Jack (3-conductor)
Enclosure	2 × 3/4" Knockout Openings
Power Connection	Wago Lever Nuts

DISPLAY

LED Array	224 × 224
Total Pixels	50,176
Dot Pitch	10 mm
Color	Full Color R/G/B

INTERNAL

Processor	ARM A8 @ 1 GHz
Memory	1 GB SDRAM
Storage	uSD Card — 2 GB min
Cooling	2 × 60 mm thermal-activated fans

ENVIRONMENTAL

Operating Temp	–34 °C to 65 °C (–30 °F to 150 °F)
Humidity	Up to 90% non-condensing
Ethernet Isolation	1500 VAC min (IEEE 802.3)
LED Rating	IP65 — PTFE gasketed



DISPLAY FEATURES



Integrated 10/100 Ethernet

TCP/IP enabled out of the box with a **built-in web server**. Supports **DHCP** and **NTP** for effortless network integration.

Browser-Based Interface

Manage your display from **any web browser**—send messages, check status, configure thresholds and layouts. **No software to install**.

Dynamic Sign Layouts

Schedule any number of layouts with the built-in **Playlist manager**. Control display order, timing, and content for maximum impact.



Conditions & Program Logic

Tie **program logic** to sign variables. When data changes, **automatically activate or deactivate** messages, layouts, thresholds, and commands.



Server-Free Solution

No middleware or additional hardware needed. Web-based interfaces and XML or JSON data structures let you work directly with the sign.

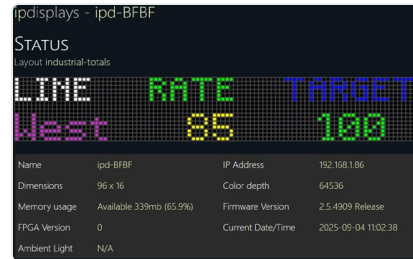
Direct PLC Interfaces

Connect to standard-based PLCs with native protocol support:



Remote Snapshot

View exactly what's on the display from anywhere. The sign generates a **live copy** of the current output and sends it directly to your browser.



Live Message Elements

Insert real-time data into any message. Combine static text, scrolling text, live data fields, clocks, and bitmap graphics in a single layout.

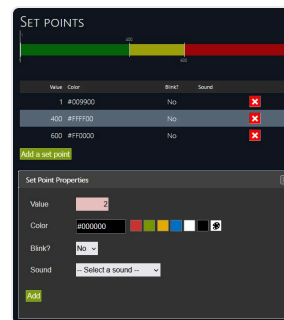


Fonts, Graphics & Effects

Choose from **44 built-in** text and graphic fonts. Add **entry and exit effects** to bring your messages to life.

Data Thresholds

Set thresholds on your data to **automatically change message color or state**, bringing immediate visual impact to critical events.



Simple Integration / Open Interface

Use standard XML or JSON to send data—**no proprietary protocols**. Works with Excel, SQL Server, Perl, VB, C#, and more.

